

PIRIVENA ENGLISH

GRADE 1

Educational Publications Department

First Print - 2017
Second Print - 2018
Third Print - 2019

All Rights Reserved

ISBN 978 - 955 - 25 - 0338 - 2

Published by : The Educational Publications Department
Printed by : S & S Printers (Pvt) Ltd.
No 49, Jayantha Weerasekara Mawatha, Colombo - 10.

The National Anthem of Sri Lanka

Sri Lanka Matha

Apa Sri Lanka Namō Namō Namō Namō Matha

Sundara siri barinee, surendi athi sobamana Lanka

Dhanya dhanaya neka mal palaturu piri jaya bhoomiya ramya

Apa hata sepa siri setha sadana jeewanaye matha

Piliganu mena apa bhakthi pooja Namō Namō Matha

Apa Sri Lanka Namō Namō Namō Namō Matha

Oba we apa vidya

Obamaya apa sathya

Oba we apa shakthi

Apa hada thula bhakthi

Oba apa aloke

Apaga anuprane

Oba apa jeevana we

Apa mukthiya oba we

Nava jeevana demine, nithina apa pubudukaran matha

Gnana veerya vadawamina regena yanu mana jaya bhoomi kara

Eka mavakage daru kela bevina

Yamu yamu vee nopama

Prema vada sema bheda durerada

Namō, Namō Matha

Apa Sri Lanka Namō Namō Namō Namō Matha

அபி வெலு එක මවකගෙ දරුවෝ
එක නිවසෙහි වෙසෙනා
එක පාවැති එක රුධිරය වේ
අප කය තුළ ද්විතා

එබැවින් අபி வெலு සොයුරු සොයுරියෝ
එක ලෙස එහි වැඩෙනா
එவன் වன අප මෙම නිවசே
සොදින සිටිය යුතු වේ

සැමට ම මෙන් කරුණා ගුණෙනී
වෙළு සමගි දමீනී
රන් මீனී மூவு நோ வ එය ම ය සැපநா
கிසி கரு நோம டீரநா

- ஐதன்டி சமரக்கோன் -

ஒரு தாய் மக்கள் நாமாவோம்
ஒன்றே நாம் வாழும்பில்லம்
நன்றே உடலில் ஓடும்
ஒன்றே நம் குருதி நிறம்

அதனால் சகோதரர் நாமாவோம்
ஒன்றாய் வாழும் வளரும் நாம்
நன்றாய் இவ் இல்லினிலே
நலமே வாழ்தல் வேண்டுமன்றோ

யாவரும் அன்பு கருணையுடன்
ஒற்றுமை சிறக்க வாழ்ந்திடுதல்
பொன்னும் மணியும் முத்துமல்ல - அதுவே
யான்று மழியாச் செல்வமன்றோ

ஆனந்த சமரக்கோன்
கவிதையின் பெயர்ப்பு



Message from the Hon. Minister of Education

'Pirivena' became the centre of the Education of Sri Lanka as that entity has been providing education on languages, religions, ethics etc. for a long time for both Buddhist clergies and lay students. It was a university-like education centre which made not only the lay and clergy students in the country but the students overseas also knowledgeable. Students were given a curriculum prepared in accordance with the needs of each era through Pirivena education. Therefore, such education centres became august all over the world.

It is true that the quality of the Pirivena education got deteriorated its especially with foreign invasions; Portuguese, Dutch and English invasions. But, Sri Lanka was fortunate to have a dedicated clergy like Ven. Asarana Sarana Sangaraja Thero who actively contributed towards reestablishing the Higher Ordination of Sri Lanka in 1753.

Our sole intention is to make the concept of free education meaningful in every field of education including the Pirivena Education. The Government expends a large sum of money to provide you with all the Pirivena textbooks free of charge with the hope of making the student population aware of discipline, ethics and bonhomie and imparting them to the whole population through student population.

I think, we are fortunate to be able to provide you this textbook free of charge. I hope that this book would help developing knowledge and virtues of both the clergy and lay students in the Pirivena institutes.

Akila Viraj Kariyawasam
Minister of Education

The Message of the Director of Education, Piriven

Piriven education is the special symbol of the classical education. The curriculum centred on Teravada tradition is spread along a wide range of disciplines. In order to fulfill the Sri Lankan social needs, Piriven education too attracts the society along new measurements. Piriven education should fulfill social needs. When social needs change, the entire process in the Piriven including Piriven itself, the curriculum, learning and teaching needs and evaluation should be changed while safeguarding its identity. It should be communicated to the society. The base should be developed for the furtherance of the Buddhist order while preserving the traditions of the order in Piriven education.

Piriven should not be isolated on face of the present global trends. Piriven education cannot separate itself from the process of creating a global citizen. It should not be so. While preserving the classical educational tradition, in order to update the Piriven education, new learning and teaching methods, techniques and technological strategies should be employed and we must not discard them.

This textbook is produced according to the competency based curriculum reformation. We must be enthusiastic to update the knowledge that expand rapidly in the present world through student centred educational strategies in order to develop a wholesome society. Education is not limited to economic development. It should be utilized to create a citizen who travels along concepts based on knowledge economy and who is content of his spiritual development.

This textbook, which is produced according to the child friendly learning and teaching process, is a guide to you. Using this textbook in such a way that it can be used by another student is your responsibility and duty.

Vijitha Welagedara

Director of Education (Piriven)

Ministry of Education

Foreword

For the furtherance of the great Buddhist order in Sri Lanka, it's required to have a generation of intelligent and virtuous clergy as well as a group of religious devotees. For that, one should be disciplined through education. A disciplined citizen is a valuable resource to the world. Along with the knowledge obtained by the Piriven education, the psychological development obtained through practising meditation is a great assistance to achieve all the worldly and super mundane goals that can be realized as humans.

The understanding of the depth of the Three Gems of the Buddhist order and its numerous values is extremely important. In order to succeed the future challenges that are in front of us, we must develop the knowledge, attitudes and skills. We have one of the best lifestyles which is historic and philosophical. We must work efficiently and effectively in order to realize the goals and objectives of education through a complete learning and teaching process. Your perseverance, dedication and determination is a great support to the sustainable development.

I would like to bestow my sincere thanks on the members of the writing and editorial panels and on the staff of the Piriven Education Branch and the Educational Publications Department who extended their contribution towards this endeavor.

W. M. Jayantha Wickramanayaka,

Commissioner General of Educational Publications,

Educational Publications Department,

Isurupaya,

Battaramulla.

10.04.2019

Monitoring and Supervision

- **W. M. Jayantha Wickramanayaka**
Commissioner General of Educational Publications
Educational Publications Department

Direction

- **Vijitha Welagedara**
Director of Pirivena Education
Ministry of Education
- **W.A. Nirmala Piyaseeli**
Deputy Commissioner of Educational Publications (Development)
Educational Publications Department

Co-ordination

- **Ranjith Iluppitiya**
Deputy Commissioner
Educational Publications Department
- **W. Indumini Darshika**
Assistant Commissioner
Educational Publications Department
- **R.D. Sugath Jayawardena**
Assistant Director (Pirivena)
Ministry of Education

Panel of Editors

1. **Ven. Professor Medagampitiye Wijithadhamma thero**
 2. **Dilini Chamali Walisundara**
 3. **Bimba Maheshi Weerasuriya**
 4. **Chapa welagedara**
 5. **Anura Dhammika Edirimanne**
- **Head**
Department of Pali and Buddhist studies
University of Sri Jayewardenepura
 - **Senior lecturer**
Department of English
University of Sri Jayewardenepura
 - **Director of Education**
English and Foreign Languages Branch
Ministry of Education
 - **Assistant Lecturer**
Department of English
NIE - Maharagama
 - **Teacher**
St. John's College
Nugegoda

Panel of Writers

1. N. Nadeeka Liyanagamage
 - Teacher
WP/ Jaya / Kottawa Dharmapala M.V.
Kottawa
2. S.M. Dhanushka Jayawardena
 - Teacher
MAHA / DENU/ Sri Shasanodaya Maha
Pirivena, Alapalawala, Handessa,
Kandy
3. A.A.S.W. Bandara
 - ISA
PL / Vidumina Maha Pirivena
Aralaganvila, Polonnaruwa
4. W.M.A.K. Wijesinghe
 - Teacher
ANU / Siri Mahindodaya Pirivena
Wagama/gollewa, Anuradhapura

Language Editing & Proof Reading

1. Mahishi Ranaweera
 - Senior Lecturer
English Language Teaching Department
University of Kelaniya
2. A.M.K.G.S. Abeysinghe
 - Teacher
MAHA / Siri Siddarthodaya Vidyayatana
Pirivena, Galagedara, Kandy

Computer Designing & Formatting

- Kanchana R. Padmaperuma
 - Educational Publications Department

Cover Design

- Charani Nishamini Alahakoon
 - Educational Publications Department

Illustrator

- Ruwan Jayamal
 - Teacher
G / Indrajothi Primary Pirivena
G / Uluvitike
Galle

CONTENTS

Unit	Page
01 - LET'S START	01
02 - NOW AND THEN	13
03 - HAPPINESS	29
04 - MAKING FRIENDS	39
05 - WE ARE WHAT WE THINK	54
06 - BE YOURSELF	66
07 - GETTING TO KNOW PEOPLE	76
08 - GREAT PERSONALITIES	94

Instructions

Competency levels to be covered in grade one.

Unit 1 – Let's start

Activity 1	- 5.1, 8.2, 6, 17
Activity 2	- 2.1, 5.1
Activity 3	- 2.1
Activity 4	- 2.1, 5.1
Activity 5	- 2.1, 5.1
Activity 6	- 2.1, 5.1
Activity 7	- 1.1
Activity 8	- 1.1
Activity 9	- 1.1
Activity 10	- 1.1
Activity 11	- 3.5
Activity 12	- 1.1, 5.2, 6.2
Activity 13	- 6.6

Unit 2 – Now and Then

Activity 1	- 5.2, 6.7, 6.8, 3.2
Activity 2	- 6.7
Activity 3	- 6.7, 6.8
Activity 4	- 6.8, 7.1
Activity 5	- 8.4, 8.5
Activity 6	- 5.2, 6.11
Activity 7	- 3.5, 6.11
Activity 8	- 2.1
Activity 9	- 6.14, 7.1, 6.11, 5.4
Activity 10	- 5.2, 6.16, 6, 15
Activity 11	- 1.1

Unit 3 – Happiness

Activity 1	- 2.2
Activity 2	- 5.2
Activity 3	- 5.4
Activity 4	- 2.2
Activity 5	- 6.9
Activity 6	- 6.9
Activity 7	- 4.2
Activity 8	- 4.2
Activity 9	- 5.2, 4.4, 7.1, 6.11, 5.4
Activity 10	- 3.1
Activity 11	- 3.1

Unit 4 – Making Friends

Activity 1	- 5.4, 5.5
Activity 2	- 2.1, 2.2
Activity 3	- 7.1
Activity 4	- 6.6, 6.7, 8.4, 7.1
Activity 5	- 6.6, 6.5
Activity 6	- 5.4, 6.6, 6.7
Activity 7	- 1.1, 1.2, 1.3
Activity 8	- 5.4
Activity 9	- 6.10
Activity 10	- 6.10
Activity 11	- 6.10, 2.2

Unit 5 – We are what we think

Activity 1	- 1.2
Activity 2	- 5.2, 5.4
Activity 3	- 7.3, 8.4
Activity 4	- 5.5
Activity 5	- 1.3
Activity 6	- 1.3
Activity 7	- 5.5
Activity 8	- 3.4
Activity 9	- 6.6
Activity 10	- 6.4, 6.6
Activity 11	- 1.1, 1.2

Unit 6 – Be yourself

Activity 1	- 1.2, 5.2, 5.4
Activity 2	- 1.2, 5.2, 5.4
Activity 3	- 6.3
Activity 4	- 3.3, 3.4
Activity 5	- 5.2, 5.5, 3.2
Activity 6	- 6.20, 7.3
Activity 7	- 1.1, 1.2
Activity 8	- 7.3
Activity 9	- 6.6
Activity 10	- 1.1, 1.2, 5.2, 6.20

**Unit 7 – Getting to
know people**

Activity 1	- 1.1, 1.2, 8.1, 6.1
Activity 2	- 6.1
Activity 3	- 5.3, 5.5
Activity 4	- 4.3
Activity 5	- 4.3
Activity 6	- 6.7
Activity 7	- 6.7
Activity 8	- 2.1, 6.1
Activity 9	- 4.4
Activity 10	- 1.1, 1.2
Activity 11	- 1.1, 1.2
Activity 12	- 6.10
Activity 13	- 6.10

Unit 8 – Great Personalities

Activity 1	- 1.1, 1.2, 6.19, 8.2, 8.3, 6.13
Activity 2	- 4.1, 6.2
Activity 3	- 4.1, 6.2,
Activity 4	- 1.1, 1.2, 2.1
Activity 5 a	- 5.2, 5.4, 7.1
5 b	- 7.1, 7.3
5 c	- 6.6, 6.9, 6.12, 7.1, 7.3
Activity 6	- 4.3, 6.6, 6.7, 6.3
Activity 7	- 6.7, 6.8, 6.9
Activity 8	- 6.6, 6.7, 6.9, 6.12, 6.14, 7.1, 7.3
Activity 9	- 2.1, 2.2, 7.2
Activity 10	- 6.14, 6.8
Activity 11	- 8.6

Let's Start

1



Activity 1

Act Out

Teacher : Good morning, children!

Children : Good morning, sir!

Teacher : Do you like playing games?

Children : Yes sir, we like it.

Teacher : Look, I have 26 flash cards.

They are... (*teacher starts singing the alphabet to a melody*)

A B C D E F G

H I J K

L M N O P //

Q R S T

U and V

W X and Y Z

happy happy we shall be

now we know our A B C

Now, I have a flash card with me, can you guess the letter?

Kumara : Sir, is that A?

Teacher : No, it's not.

Namal : Then, is it C?

Teacher : Yes, you're correct, it's C.

Activity 2 - Pronunciation

Practise the alphabet song with the teacher.

THE ALPHABET SONG

Come little children, come to me

I will teach you A B C

A B C D E F G

H I J K

L M N O P

Q R S T

U V W X Y Z

X Y Z sugar on the bread.

If you don't like it,

better go to bed.

Next Monday morning, come to me.

I will teach you A B C

Activity 3 - Writing

(a) Let's learn the English alphabet.



Upper case letters
(Capital letters)

A B C D E
F G H I J
K L M N O
P Q R S T
U V W
X Y Z

Lower case letters
(Simple letters)

a b c d e
f g h i j
k l m n o
p q r s t
u v w x y z

(b) Find and write the missing letters.
What comes next?

✦ I'm A	✦ I'm B	✦ I'm	✦ I'm
✦ I'm V	✦ I'm	✦ I'm X	✦ I'm
✦ I'm G	✦ I'm	✦ I'm I	✦ I'm
✦ I'm T	✦ I'm	✦ I'm V	✦ I'm
✦ I'm O	✦ I'm	✦ I'm Q	✦ I'm
✦ I'm E	✦ I'm	✦ I'm	✦ I'm H

Activity 4

Read and write in the correct alphabetical order.

F	G	E	C	A	D	B
<u>A</u>	—	—	—	—	—	—
J	H	I	L	N	K	M
—	—	—	—	—	—	—
Q	S	U	O	R	T	P
—	—	—	—	—	—	—
W	Z	V	Y	X		
—	—	—	—	—		

Activity 5

Write in lower case letters.

e.g. BELL bell

1. APPLE
2. BALL
3. CUP
4. DOG
5. ELEPHANT

Identify the following lower case letters.


a = **a**

g = **g**

You can see them (**a** and **g**)
mostly in printed books.

Activity 6

Practise writing the alphabet.



Learning Point



The English alphabet has vowels and consonants.

The vowels are, Aa Ee Ii Oo Uu

The other letters are consonants.

e.g. : Bb , Mm

Point and read.



Activity 7 - Reading

Read aloud.

a →	apple	bat	cat	sat	rat
e →	egg	den	leg	pen	ten
i →	ink	bin	pin	tin	win
o →	on	dot	log	pot	top
u →	up	bun	bus	run	sun

Activity 8

Read and match.

pin

hen

sun

pot

bat



Activity 9 - Writing

Fill in the blanks and read. (a, e, i, o, u)

b__s




h__t



n__t

m__t



t__n

b__d



p__g

j__t



Let's learn Colours

Red



Green



Blue



Pink



Orange



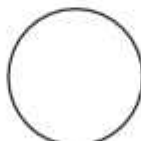
Yellow



Purple



White



Black



Activity 10 - Reading

Read, copy and match.

red



blue



green



yellow



white



pink



orange



brown



black



purple



Activity 11 - Listening

Listen to the teacher and underline the correct answer.

- 1) This is (Ashan's / Oshen's) room.
- 2) There is a (red / white) bed sheet on the bed.
- 3) The pillow is (white / black).
- 4) There is a (green / yellow) ball on the bed.
- 5) There is a (blue / black) toy car on the floor.
- 6) The bat is (black / brown).

Activity 12 - Reading

(a) Listen to the teacher and read aloud.

There are a lot of *animals* in the zoo. There are *lions, elephants, tigers* and *leopards*. They are dangerous animals. There are innocent animals too. Some of them are *rabbits, monkeys* and *birds*. *Birds* are of different colours. *Parrots* are green, *peacocks* are blue and some *pigeons* are white. Little children like to visit the zoo.

(b) Complete the table.

Nouns	
Singular	Plural
e.g. animal	animals
	lions
tiger	
	elephants
leopard	
	rabbits
monkey	
	birds
parrot	
	peacocks
	pigeons

Activity 13 - Grammar

(a) Look at the picture and read.



Sahan sleeps.

Stars twinkle.

The moon shines.

1. **Sahan** | **sleeps.** 2. **Stars** | **twinkle.** 3. **The moon** | **shines.**

These sentences have two parts.

1. **A subject**

2. **A predicate**


Subject	Predicate
Sahan	sleeps.
Stars	twinkle.
The moon	shines.
Students	learn English.
I	like apples.
We	go to pirivena.
Nimal	is in grade one.
Nimal and Kamal	are friends.

(b) Write the subject and the predicate.

Sentence	Subject	Predicate
Boys play.		
Teachers teach.		
Birds fly.		
Babies cry.		
Flowers bloom.		
The sun rises.		
Lions roar.		
We learn English.		
Dogs bark.		
Trees have branches.		

Now and Then

2



Activity 1

(a) Act Out

Venerable Sarada : Good afternoon!

Venerable Sumana : Good afternoon!

Venerable Sarada : What **are you** looking at?

Venerable Sumana : Look! There *is* a *rainbow*.

Venerable Sarada : Oh, how beautiful!

Venerable Sumana : *Are you* Venerable Narada?

Venerable Sarada : No, *I'm* Sarada. Last year, *I was* in
Sumangala Pirivena.

Venerable Sumana : I'm Sumana. Nice to meet you. Now, *we*
are friends.

Venerable Sarada : Yes, there goes the bell. Let's join the
assembly.

(b) Underline the correct answer.

1. What (are/ is) you looking at?
2. There (is / are) a rainbow.
3. (Are / Is) you Venerable Narada?
4. I (am / is) Sarada.
5. I (was/were) in Sumangala Pirivena.
6. Now, we (is/are) friends.

Activity 2 - Reading

(a) Read the passage and answer the questions that follow.

At the Assembly

Venerable sirs, dear teachers and my dear friends. Today I **am** going to speak about myself. I **'m** Venerable Sarada. I **'m** ten years old. I study at Seelarathana Pirivena. I **'m** in grade one. My Chief Incumbent **is** Venerable Soratha. My new friends **are** helpful and friendly. I **am** new to this pirivena. Last year, I **was** in Sumangala Pirivena. There **were** many friends. I like this pirivena. May the Triple Gem bless you! Thank you.



1. In which grade is Venerable Sarada?

Venerable Sarada **is**

2. Who is Venerable Soratha?

Venerable Soratha **is**.....

3. Where was Venerable Sarada last year?

Venerable Sarada **was** inlast year.

4. Were there many friends?

Yes, there **were**.....

Learning Point	Be Verbs	
Personal Pronoun	Present Tense (<i>now</i>)	Past Tense (<i>before</i>)
I	am	was
We	are	were
You	are	were
They	are	were
He	is	was
She	is	was
It	is	was

Activity 3 - Reading

Read and practise.

Present Tense (<i>now</i>)	Past Tense (<i>before</i>)
<i>I am</i> in grade one.	<i>I was</i> in the primary class.
My Chief Incumbent <i>is</i> Venerable Soratha.	My class teacher <i>was</i> Mr. Senanayake.
My friends <i>are</i> helpful and friendly.	There <i>were</i> many friends.
<i>I am</i> ten years old.	<i>I was</i> nine years old.
<i>I am</i> in Seelarathana Pirivena.	<i>I was</i> in Sumangala Pirivena.

Activity 4

(a.) Underline the correct word.

☆ am Venerable Sobitha. (You, They, I)

☆ are friends now. (She, We, I)

☆ is my mother. (We, She, It)

☆..... are Sri Lankans. (She, We, I)

☆Last year, was seven years old. (he, they, you)

☆ were in grade one. (She, They, I)

☆ is a cat. (They, It, He)

(b.) Write about yourself.

Now...



I am.....

I am..... years old.

My pirivena *is*.....

I am in grade

Our principal *is* Venerable

I hope to be a

Before....

I was a school boy.

I was years old last year.

My school *was* Vidyalaya.

Our principal *was* Mr.

(c.) Rewrite in past tense.

a) I *am* eleven years old.

.....

b) My pirivena *is* Mangala Pirivena.

.....

c) My friends *are* very helpful.

.....

d) I *am* in grade one.

.....

e) Our principal *is* Venerable Suneetha.

.....

f) There *are* eight teachers in my pirivena.

.....

Activity 5 - Speaking

Speak about yourself. Use the following sentences.

I *am*

I *am* years old.

I *am* in grade

My father/ mother *is*

My pirivena *is*

Our principal *is* Venerable

I want/ hope to be a

Activity 6 - Listening

(a) Listen and read.



(b) Read with the teacher.

Cardinal Numbers		Ordinal Numbers	
1	one	1 st	first
2	two	2 nd	second
3	three	3 rd	third
4	four	4 th	fourth
5	five	5 th	fifth
6	six	6 th	sixth
7	seven	7 th	seventh
8	eight	8 th	eighth
9	nine	9 th	ninth
10	ten	10 th	tenth

(c) Fill in the blanks.

The first month is January.

The month is March.

The month is October.

The fourth month is

The month is May.

The last month is

(d) Read and complete.

e.g. Circle the **third** (3rd) car.



How many cars?

four cars

Circle the **second** (2nd) duck.



How many ducks? _____ ducks

Circle the **fourth** (4th) star.



How many stars? _____ stars

Circle the **first** (1st) fish.



How many fish? _____ fish

Circle the **eighth** (8th) kite.



How many kites? _____ kites







Circle the **fifth** (5th) umbrella.



How many umbrellas? _____ umbrellas

Activity 7 - Listening

Listen to the teacher and draw.

① 	② 	③ 
④ 	⑤ 	⑥ 

Learning Point

How to use upper case letters

We use upper case letters (capital letters) :

- at the beginning of the sentences;

He has a ball.

She has a doll.

- with proper nouns;

Names of;

People → **N**alaka, **A**ruḷ, **V**enerable **S**amitha

Countries → **S**ri **L**anka, **J**apan, **A**merica

Cities → **G**alle, **C**olombo, **A**nuradhapura

Nationalities → **S**inhalese, **T**amil, **M**uslim

Languages → **S**inhala, **E**nglish, **F**rench

Days of the week → **S**unday, **M**onday, **T**uesday

Months of the year → **J**anuary, **F**ebruary, **M**arch

- initials in names;

G. D. Ajith (*Gamage Don Ajith*)

P. K. Menura

Venerable **B.** Udaya (*Biyagama Udaya*)

- with the pronoun 'I';

Nimal and **I** are friends.

Activity 8 - Reading

(a) Read the note and notice the use of upper case letters.

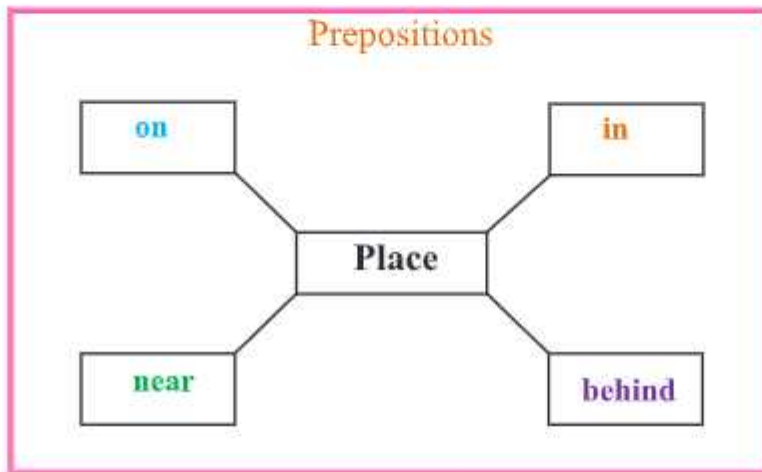
Venerable **S**arada,

The first term begins on **M**onday, the 2nd of **J**anuary. Please bring **M**adolduwa and **H**athpana. I want to read them.

Sumana

(b) Rewrite the sentences using capital letters.

1. the bird is in the tree.
2. rohana and tharaka are good friends.
3. i bathe on monday, tuesday, wednesday and friday.
4. india is the closest country to sri lanka.
5. sinhala, tamil and muslim people live together in peace.



Activity 9 - Grammar

(a) Read and practise.

The ball is

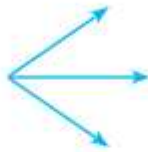
on the box.

in the box.

near the box.

behind the box.

The bird is

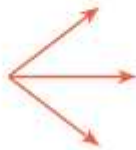


on the branch.

on the roof.

on the car.

The teacher is

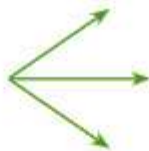


in the class.

in the room.

in the bus.

The boys are

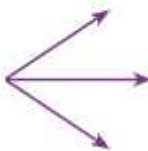


near the temple.

near the Bo tree.

near the well.

The kittens are



behind the door.

behind the table.

behind the van.

(b) Match and make 5 sentences.

The bird is	on	the class.
The teacher is	in	the nest.
The vase is	near	the door.
The broom is	behind	the table.

1.
2.
3.
4.
5.

Activity 10 - Reading

(a) Read aloud.

This is – These are / That is – Those are

This is my pet.



This is my pen.



These are my books.



These are flowers.



That is the sun.

The sun is **in** the sky.



That is the moon.

The moon is **in** the sky.



Those are stars.

The stars are **in** the sky.



Those are bats.

They are flying **in** the sky.



(b) Look around your classroom and tell four sentences. Use *this*, *these*, *that* and *those*.

(c) Match and make sentences as given in the example.

This / These	is / are	a car / cars
That / Those		a table / tables
		a tree / trees
		a lion / lions

- a. This is a car.
- b. These are cars.
- c. That is a car.
- d. Those are cars.

1.

- a.
- b.
- c.
- d.

2.

- a.
- b.
- c.
- d.

3.

- a.
- b.
- c.
- d.

Activity 11 - Pronunciation

Underline the word that sounds different.

e.g.	mat	bat	<u>nod</u>	fat
1.	bat	cat	top	rat
2.	den	mug	pen	ten
3.	tap	pin	tin	win
4.	dot	gem	pot	lot
5.	bun	run	rim	sun

Happiness

3



Act Out

- Visitor : Good morning, Venerable Sir!
- Monk : Good morning, may the Triple Gem bless you! Where are you from?
- Visitor : I'm from Kandegama.
- Monk : What brings you here?
- Visitor : I have three sons. The youngest wants to be a monk.
- Monk : How can I help you?
- Visitor : Well, I want my son to be ordained here.
- Monk : OK, I can help you with it. What is your name?
- Visitor : I'm Saman Walpita.
- Monk : OK. Mr. Walpita, bring your son to the temple next Monday morning.
- Visitor : Thank you Venerable Sir.
- Monk : May the Triple Gem bless you!



Question mark



Full stop

Activity 1 - Grammar

Use the question mark or full stop at the end.

e.g. Are you from another village ?

1. He wants to be a monk
2. I have three sons
3. What is your name
4. I can help you
5. How can I help you

Activity 2 - Reading

Mark right (✓) or wrong (x).

1. The visitor is Saman Pelpita. ()
2. He is from Kandegama. ()
3. Saman has three sons. ()
4. His eldest son wants to be a monk. ()

Activity 3

Read the dialogue again and select the correct answer.

- 1) Who is the visitor?
 - a. Kamal
 - b. Saman
 - c. Sunil
- 2) Why did he come?
 - a. To observe sil.
 - b. To meet the Chief Incumbent.
 - c. To take pictures of the temple.
- 3) What did Saman talk to the Chief Incumbent about?
 - a. He wants to be a monk.
 - b. His eldest son wants to be a monk.
 - c. His youngest son wants to be a monk.
- 4) How many sons does Saman have?
 - a. One
 - b. Two
 - c. Three
- 5) When would Saman bring his son to the temple?
 - a. Next Sunday
 - b. Next Monday
 - c. Next Tuesday

Activity 4- Grammar

Insert full stop (.) or question mark (?).

- | | | |
|-----------|-------------------------------|--------------------------|
| 1) Malith | : Where is the post office | <input type="checkbox"/> |
| Kolitha | : It's upstairs | <input type="checkbox"/> |
| Malith | : Yes, I see | <input type="checkbox"/> |
| 2) Sanuga | : Where is the canteen | <input type="checkbox"/> |
| Dasun | : Mmmm... on the ground floor | <input type="checkbox"/> |
| Sanuga | : Alright | <input type="checkbox"/> |

Read aloud

a / an / the

Point and read aloud

the sun		the moon	
a flower		an egg	
an apple		an orange	
an ice cream		an umbrella	
the world		a bus	

Activity 5 - Writing

Write **a**, **an** or **the**.

1. This is _____ hat.
2. The chief monk has _____ alms bowl.
3. _____ world is round.
4. It's _____ palmyrah fan.
5. There is _____ ekel broom in the garden.



My Village

My village is Kandegama. It is in Polonnaruwa. It is a beautiful village. There is an old temple in my village. There is a post office and an umbrella factory in the village.

Activity 6

Fill in the blanks with *a* , *an* or *the*.

1. Kandegama is _____ name of the village.
2. It is _____ beautiful village.
3. There is _____ old temple in my village.
4. There is _____ umbrella factory in _____ village.

Opposite Words



Read aloud.

I Am

I'm not too **short**.

I'm not too **tall**.

I'm not too **big**.

I'm not too **small**.

I'm not too **shy**.

I'm not too **bold**.

I'm not too **young**.

I'm not too **old**.

I'm not too **thin**.

I'm not too **fat**.

I'm not too **this**.

I'm not too **that**.

I'm **beautiful**.

Anonymous

Activity 7

Select opposite words to complete column "B".

	A	B
1.	come
2.	quickly
3.	up
4.	night
5.	pull
6.	cry
7.	long
8.	fat
9.	white
10.	close
11.	old

push

short

down

laugh

go

slowly

new

open

thin

day

black

Activity 8

Rewrite these sentences using the opposites of the highlighted words.

- My teacher has a **new** bag.
e.g. My teacher has an **old** bag.
- I have a **small** dictionary.
.....
- Senuja has a **white** T- shirt.
.....
- This ruler is **long**.
.....

5. The girl is **crying**.

.....

6. Disuru walks **slowly**.

.....

7. This tree is **tall**.

.....

8. He ran **up** the road.

.....

9. It's **cold** here.

.....

10. Please, **close** the door.

.....

Activity 9 - Reading

(a) Read the passage aloud.

Our Temple



This is our temple. It is ancient. We often go there. There is a big stupa, a sacred Bo tree and a beautiful shrine room. First, we offer flowers to the stupa. Second, we worship the Bo tree. Third, we go to the shrine room. Bhikkhus live in the dwelling house. There is a preaching hall, an alms hall and a pond in our temple.

(b) What places do you worship?

- a. First
- b. Second
- c. Third

(c) Find the words from the passage to describe these words.

- a. Ancient temple.
- b. _____ stupa.
- c. _____ bo tree.
- d. _____ shrine room.

Activity 10 - Speaking

Practise the song with the actions.

An action song

If you're happy and you know it

If you're happy and you know it, clap your hands (clap clap)
If you're happy and you know it, clap your hands (clap clap)
If you're happy and you know it, then your face will surely show it
If you're happy and you know it, clap your hands. (clap clap)

If you're happy and you know it, stomp your feet (stomp stomp)
If you're happy and you know it, stomp your feet (stomp stomp)
If you're happy and you know it, then your face will surely show it
If you're happy and you know it, stomp your feet. (stomp stomp)

If you're happy and you know it, shout "Hurray!" (hoo-ray!)
If you're happy and you know it, shout "Hurray!" (hoo-ray!)
If you're happy and you know it, then your face will surely show it
If you're happy and you know it, shout "Hurray!" (hoo-ray!)

If you're happy and you know it, do all three (clap-clap, stomp-stomp, hoo-ray!)
If you're happy and you know it, do all three (clap-clap, stomp-stomp, hoo-ray!)
If you're happy and you know it, then your face will surely show it
If you're happy and you know it, do all three. (clap-clap, stomp-stomp, hoo-ray!)

If you're happy and you know it, nod your head (nod, nod)
If you're happy and you know it, nod your head (nod, nod)
If you're happy and you know it, then your face will surely show it
If you're happy and you know it, nod your head. (nod, nod)

If you're happy and you know it, give me a thumbs up (thumbs up, thumbs up)
If you're happy and you know it, give me a thumbs up (thumbs up, thumbs up)
If you're happy and you know it, then your face will surely show it
If you're happy and you know it give me a thumbs up. (thumbs up, thumbs up)

Activity 11

Listen to your teacher and do.

If you like apples, **nod** your head.

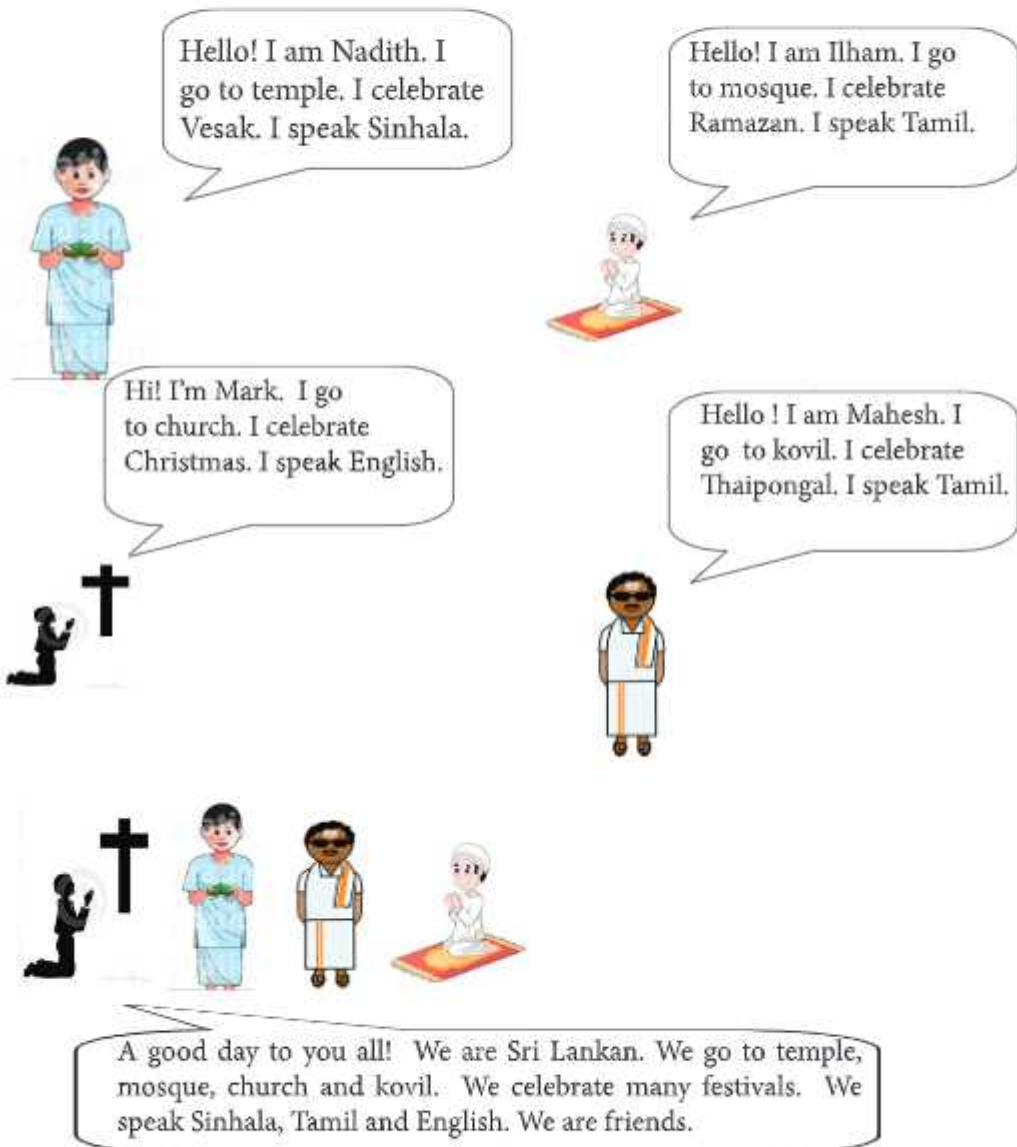
If you don't like bananas, **shake your head.**

If you like stories, **clap your hands.**

If you love English, **give a thumbs up.**

Making Friends 4

Read aloud



Activity 1 - Writing

(a) Complete the table with the above information.

Name	Goes to	Celebrates	Speaks

Activity 2

(b) Use the above table and make sentences about the four children.

Use uppercase letters and full stops where necessary.

e.g. Nadith

- Nadith goes to temple.
- He celebrates Vesak.
- He speaks Sinhala.

1) Ilham

-
-
-

2) Mark

-
-
-

3) Mahesh

-
-
-

Activity 3

1. Fill in the blanks.

1. I am

I go to..... I celebrate I speak



Sinhala / temple
Nadith / Vesak

2. I am

I go to I celebrate I speak



Ilham / Ramazan
Tamil/ mosque

3. I am

I go to I celebrate I speak



church / English
Mark/Christmas

4.1. I am.....

I go to..... I celebrate I speak.....



Tamil / Mahesh
Kovil /
Thaipongal

Activity 4

(a) Write about yourself.

I amI go to

I celebrate I speak

(b) Find and write the correct number in the circle.

I live in Australia.
I have a pouch.
I carry my baby in my pouch.
I can jump.



I can fly.
My home is a nest.
I make it in trees.
I eat grain and fruits.
I have a red beak.



I jump from tree to tree.
I live in trees.
I have a long tail.
I eat leaves and fruits.



I can swim.
I live in water.
I have fins.
I have large eyes.



I have a short tail.
My ears are long.
I eat grass. I can hop.



(1)



(2)



(3)



(4)



(5)



Activity 5 - Grammar

Read these sentences.



The dog barks.



The dogs bark.

Learning Point

Singular verbs:

barks, drinks, sleeps, jumps, eats, reads, writes, etc.

Plural verbs:

bark , drink, sleep, jump, eat, read, write, etc.

(a) Fill in the blanks. [runs, draws, sails, fly]



The lion



The ship



The girl



The birds

(b) Underline the correct verb.

1. Venerable Suguna (write/ writes) well.
2. Students (read / reads) books.
3. We (eat / eats) fruits.
4. A rabbit (jump / jumps).
5. The horse (run / runs) fast.

Read these sentences.



The horse **does not** fly.



Elephants **do not** fly.

Learning Point

Singular

The horse **does not** *fly*.

It **does not** *eat* meat.

Plural

Elephants **do not** *fly*.

They **do not** *eat* meat.

(c) Add 'do not', 'does not' correctly.

e.g. Venerable Sumeda does not sweep the compound.

1. Venerable Nanda eat meat.
2. Snails move fast.
3. Lions eat grass.
4. Good children tell lies.
5. The elephant jump.

Learning Point

Singular

Does the horse *fly*?

Does it not *eat* meat?

Plural

Do elephants *fly*?

Do they not *eat* meat?

(d) Add 'Do' or 'Does' correctly.

1. you like grapes?
2. Kamal come to pirivena everyday?
3. you speak Tamil?
4. your mother observe Sil on every poya day?
5. bees live in a hive?

Activity 6 - Writing

Fill in the blanks with the given words.

- (1) Ilarge wings.

I / beautiful / legs/ have/ hands

I am

I have no

I have six.....

.....suck nectar.



red/ beautiful/ fruits/ nest/ bird

- (2) I am a

I am.....

My beak is.....

I eat and grain.

My home is a



- (3) Draw your favourite animal and write five sentences about it.

My Favourite Animal

- a. My favourite animal is a
- b.
- c.
- d.
- e.

Activity 7

Act Out

A Trip

Venerable Ananda, Nadith and friends are at the Peradeniya Botanical Gardens.

Lewis : Excuse me, **can you take our photo?**

Nadith : Sure.

Lewis : Press the top button.

Nadith : OK ... right, smile 3.....2.....1 OK

Lewis : Thanks a lot.

Nadith : You're welcome.



Let's Learn Modals

Read aloud.

Giraffe

It **can** grow very tall.

Can it climb trees?

No, giraffes **can't** climb trees.




Fish

It **can** swim.

It **can** see well.

Can it live on land?

No, this animal **can't** live on land.



Dog

Dogs **can** hear well.

It **can't** climb trees.

Can a dog swim?

Yes, it can swim.



We use '**can**' to talk about the ability to do something in the present or future.

Activity 8

(a) Fill in the blanks with *can* / *can't*.

e.g. Can you take our photo?

1. Parrots fly.
2. Some birds fly.
3. New born babies talk.
4. you remember all the Gāthās?

5. you speak Tamil?

6. Zebrasrun very fast.

(b) Rearrange these to form meaningful sentences or questions.

1. can / Manuka / read/ well

.....

2. bring / can/ you / the record book

.....?

3. speak / three languages/ Our Chief Incumbent / can

.....

4. can't / raining/ We / go out/ It's

.....

5. recite / an English poem / you / Can

.....?

Read aloud.

Last year...,

Senitha **could** ride a bike, but he **couldn't** swim.



Darren **could** scribble, but he **couldn't** write.



The chick **couldn't** fly but it **could** chirp.



Activity 9

Fill in the blanks with *could* / *couldn't*.

1. Himan run 200 metres in 22 seconds.
2. I was sick, so I come to school yesterday.
3. he read Pali last year?
4. Rahal was sick last week. He eat anything.
5. he count up to ten in grade one?
6. I am tired. I sleep last night.
7. When Supun was a baby he speak.
8. your brother read before he went to school?

Activity 10

Complete the table with information about you.

read / play chess / swim / speak English / conduct a Bodhi Pooja /
recite an English poem / count up to hundred / run quickly / make a
kite / wash my clothes

When I was eight I <i>could</i> ...	When I was eight I <i>couldn't</i> ...

Activity 11

Discuss with your friend and mark right (✓) or wrong (×).

At a Dhamma Sermon.

- 1) We speak.
- 2) We sit silently.
- 3) We walk here and there.
- 4) We listen to the sermon.
- 5) We disturb others.
- 6) We use mobile phones.
- 7) We play games.
- 8) We sit on the walls.
- 9) We talk and laugh.
- 10) We pay attention.

"We Are What We Think" 5



Conversation

Activity 1

(a) Act Out

- Senitha : Look at the pond.
- Janani : Oh no! There's an ant in the pond.
- Senitha : What shall we do?
- Janani : Let's help it to get out.
- Senitha : How?
- Janani : Use a leaf to take the ant out.
- Senitha : Good idea, I'll bring one.

(b) Read this aloud.

Ants



Ants are busy insects. They work in teams. Three kinds of ants live in an ant colony. Most of the ants are small worker ants. They are females. The male ants do not work. They are a little bigger. They are called drones.

The biggest is the queen ant. She does not go out to work. Her duty is to lay eggs.

Activity 2 - Writing

Fill in the blanks.

- There are kinds of ants. (one/ two/ three)
- The ants live in a (nest / colony / house)
- The male ants are called the (queen/ female/drones)
- The are the worker ants. (female/ male/ queen)
- Theant lays eggs. (female/ male/ queen)

Write answers.

- Where do ants live in ?
- Which is the biggest ant ?
- Why does the queen ant stay inside ?

4. Draw an ant colony. Name three kinds of ants.



Activity 3

- (a.) Here are some facts about bees. Complete the paragraph with the words given.



[teams / queen / bee hive / drones / male / eggs / bees/ worker]

Bees are busy insects. They work in Three kinds of live in a Female bees are also calledbees. The bees do not work. They are called.....The biggest is the bee. She does not go out to work. Her duty is to lay

(b.) Speak about your favourite animal.

Use the table given below.

A	dog cat parrot hen cow	lives	in	a	kennel house, pen shed, tree hollow
It	is	a an	bird animal		
It	likes	to eat to drink	fish, water grass, meat milk, nuts grain		
It	has	four two	legs	and	wings a tail
It	can	fly run swim			

Activity 4

(a) Read and match.

My Village / My pirivena / Myself / My Hobby

A

I am Venerable Nanda. I study at Paramadhamma Pirivena. I am eight years old. I am in grade one. My best friend is Venerable Upali.

B

Paramadhamma Pirivena is in Pagama. It has classes from grade one to five. There are about 150 students in it. There are about twenty teachers on the staff. I love my pirivena.

C

I love reading. When I am free I read books. I have a lot of Dhamma books and novels. Our Chief Incumbent also helps me in reading.

D

Pagama is my village. It is very beautiful and clean. There are about 50 families in it. It has a temple, a pirivena, a hospital and a post office.

(b) Read and answer.

"Peace comes from within. Do not seek it without."

The Board of Devotees of Bodhiraja Temple
request the company of

.....
at the *Nethra* Ceremony

on October 21st, 2018
at 7 a.m in the morning.

Event	
Date	
Time	
Organizer	

Silent Letters

Activity 5 - Pronunciation

(a) Read these aloud.

pipe

hour

ghost

knitting

nose

honest

knife

cake

knee

(b) Read and match.

cake



ghost



nose



pipe



Activity 6 - Writing

(a) Write these words in the correct column.

[hope, knee, knot, rhythm, knob, exhibition, knuckle, honest, drive, write, site, honour, grave, hour, knowledge]

Silent "e"	Silent "k"	Silent "h"

(b) Circle the silent letters in these sentences.

1. We honour our motherland.
2. The knot is too tight to untie.
3. I knocked my knee on the door.
4. Do you know my name?

Activity 7 - Reading

Animal Riddles

Match these riddles with answers.

frog / elephant / spider / butterfly / dog

1. I'm very, very big.
I like to eat leaves and fruits.
I have four legs and two big ears.
My long nose is called the trunk.
I am an

A.



2. My skin is green and slippery.
I have four legs and webbed feet.
I eat bugs and little fish.
I can swim under water and hop
on land.
I am a

B.



- 3 I have four legs.
I'm very smart and I like to play.
I like to eat meat.
I can wag my tail.
I am a

C.



- 4 I am small.
I have eight legs.
I eat bugs.
I catch them in my web.
I am a

D.



- 5 I have wings but I'm not a bird.
I am small and colourful.
I live in gardens, fields and
forests.
I was a caterpillar.
Now, I am a

E.



Activity 8 - Listening

Listen to Venerable Subodhi and underline.

Activity	Time
wake up	six/ four / seven
clean my room and temple	seven/ eight/ six
have breakfast	eleven/ seven/ four
go to pirivena	eleven/ one/ six
leave pirivena	one/six/ ten
go to bed	six/ ten / four

Activity 9 - Grammar

(a) Read these sentences.

01. *The monk carries an alms bowl.*

02. *Kalani offers alms.*

Each of these sentences has three parts:

- (1) a subject (doer)
- (2) a verb (action)
- (3) an object

Subject	Verb	Object
The monk	carries	an alms bowl
Kalani	offers	alms

(b) Name the doer, action and the object of the following.

1. The chief monk reads stories.
2. Cats drink milk.
3. We learn English.
4. A farmer grows paddy.
5. I sweep the garden.
6. Birds build nests.
7. Uncle Senevi drives the car.
8. He finished the work.
9. Sehas likes puppies.
10. Samitha cooked breakfast.

Subject	Verb	Object
e.g. The chief monk	reads	stories

Activity 10

Look at the pictures and write sentences.

e.g. : The teacher sings songs.

1. Venerable Samitha - write
2. Damith-wash
3. Kusal- fly
4. Mewan-pick
5. Raja- carry



1.
2.
3.
4.
5.

Activity 11

Recite this poem.

A Wise Old Owl



A wise old owl sat in an oak,
The more he heard, the less he spoke;
The less he spoke, the more he heard;
Why aren't we all like that wise old bird?

Be Yourself 6



Activity 1

(a) Act Out

- Senuja : What are you doing?
- Menuka : I am helping Venerable Abhaya with the decorations.
- Senuja : You, alone?
- Menuka : No, Nalin will also help.
- Senuja : What's in your hand?
- Menuka : This is a Buddhist flag. I am going to put it up.
- Senuja : Good idea, can I help?
- Menuka : Yes, please.

(b) Fill in the blanks.

1. Senuja is helping (Venerable Abhaya/ Menuka).
2. He is helping with the(decorations / carrying).
3. (Venerable Abhaya/ Menuka) has a Buddhist flag.
4. Senuja will help (Menuka / Nalin) to put up the flag.

Activity 2 - Reading

(a) Read aloud.



The Buddhist Flag

This is the Buddhist flag. The Colombo Committee designed it in 1885. There are six bands on the flag. They are *Nila* (blue), *Pitha* (yellow), *Lohita* (red), *Odata* (white) and *Mānjesta* (orange). The sixth band is a combination of the above five colours. We call it *Prabāsvara*. It represents the truth of the Buddha's teaching. These six colours represent the aura of the Buddha.

(b) Mark true (T) or false (F).

1. The Buddhist flag has six bands. ()
2. The Colombo Committee designed it. ()
3. The Committee designed it in 1985. ()
4. The sixth band is Mānjesta. ()
5. *Prabaswara* represents the aura of the Buddha. ()

(c) Read and number.

Let's make a Buddhist flag.

What you need:

paper , colours , a stick , glue

Colour the flag.

Paste it on the stick.

Take a sheet of paper.




Draw the flag.

Your flag is ready.



(d) Read aloud.

Let's describe nouns.

Word	A group of words
flag	A Buddhist flag 
book	A red book 
tree	A tall tree 

Activity 3

(a) Add words to describe the nouns.

- star - a little star
1. bag -
 2. teacher -
 3. man -
 4. ball -
 5. car -
 6. temple -
 7. chair -
 8. apple -
 9. robe -
 10. book -

(b) Underline the words that describe the nouns.

- I. Venerable Samitha has a brown robe.
- II. Arun lives in the yellow house.
- III. Lisan bought some sweet candy.
- IV. I have an interesting story book.
- V. The fat cat sat on a mat.
- VI. Parrots eat small insects.
- VII. The blue water lily is a flower.
- VIII. Green leaves are good for health.
- IX. Yesterday, I met a red haired boy.

Activity 4 - Listening

Listen and mark ✓ or X.

1. The name of the train is Podimenike. ()
2. It is on platform 3. ()
3. It leaves for Badulla. ()
4. It leaves at 5.55 p.m. ()
5. It stops at Nawalapitiya. ()

Activity 5 - Reading

Let's read a story.

Once there lived a woman called Sirimalee. One fine morning, she met a monk near her house. The monk was carrying an alms bowl. She invited him to the house to offer some food.

She ran to the kitchen to see if there was something to offer as lunch.

"Oh no! I have only a small piece of bread. Maybe I can offer it. I will only have some water."

She took it to the monk and offered it.

"I am sorry, this is all I have", she said.

"Why do you say so?" asked the monk.

"I couldn't offer you much for lunch", said Sirimalee.

"Listen to me. You are not poor at all. You have a rich mind," said the monk.

"You offered your lunch and decided to stay in hunger." You are happy even though you are hungry.

So, do you understand how rich you are?"

"The real rich is those who are rich in heart", said the monk.

Write short answers.

1. When did she meet the monk?
2. What was the monk carrying?
3. Why did she run to the kitchen?
4. What did she offer the monk for lunch?
5. Why did the woman say, "I am so poor"?

Activity 6 - Writing

Let's write a similar story. Use the words given.

small puppy/ lunch / called/ hungry / morning/ why/ no / can't

Once there lived a boy Dinu. One fine
..... he was walking to school.

Suddenly, he heard a cry. "Who is that?" He wondered.

"Oh! It's a.....Where's
your mother, little one?" Dinu asked stroking the puppy's head.

The puppy looked at Dinu and cried again.

"..... are you crying? " he asked. "Maybe, he is
....."

He searched if there was something to give it.

"Oh ! I..... find anything. Wait," he said.

"I have my Maybe I can give this. Instead, I
will drink a packet of milk."

He took his breakfast out and fed the puppy.

Activity 7 - Reading

Let's read this aloud.

Tap Tap Tap

Tap, tap, tap goes the woodpecker
As he pecks a hole in a tree.
He is making a house with a window
To peep at you and me.

Activity 8

Fill in the blanks.

[hollow/ red/ crest / long/ black/ insects]



Woodpecker

The woodpecker is a bird. It is , white and in colour. It has a..... on its head. It eats and nuts. It has a strong beak. It lives in a in a tree trunk.

Read these sentences.

- (1) *I am poor.*
- (2) *You are rich.*
- (3) *The woodpecker is a bird.*

Each of these sentences have three parts:

- (1) a subject (something / someone) - S
- (2) a verb (am/ is/ are) - V
- (3) a complement (something/ some quality/ someone) - C

S	V	C
something/ someone	am/is/ are	something/ some quality/ someone)
I	am	poor
You	are	rich
The woodpecker	is	a bird

Activity 9 - Grammar

(a) Find the subject, verb and complement of the following.

1. The chief monk is kind.
2. My robe is yellow.
3. Ants are insects.
4. Elephants are large.
5. My baby brother is small.
6. My hands are clean.
7. My mother is a teacher.
8. Supun is my best friend.
9. My friend is very clever.
10. We are Sri Lankans.

S	V	C
e.g. The chief monk	is	kind

(b) Rewrite these sentences correctly.

1. is / very kind / my teacher
2. helpful / my friend / is
3. are / good students / we
4. our temple / old / is
5. Rahal / smart / is
6. are big / mango trees / these
7. is / Jayana / happy
8. dolphins / friendly / are


Activity 10

(a) Read this aloud.


Look at the black cat.
He's on his mat.
He's happy and fat.
The tan cat walks by,
his tail held high.
And now the black cat is mad.
He thinks the tan cat
wants his mat.
The black cat will never share.
It is so sad.
The tan cat feels bad.
They could have been a pair.

(b) Write complete sentences.

1. Where is the black cat?
2. What does the tan cat do?
3. What does the black cat think about the tan cat?.....
4. How does the tan cat feel?
5. Draw a picture of the two cats



Getting To Know People 7



Activity 1

(a) Act Out

A visitor comes to **Mangala Viharaya**.

- Venerable Rahula : Hello, good morning! Where are you from?
David : Hello, good morning! I'm **David** from **Canada**.
Venerable Rahula : Nice to meet you, Mr. David. I am Venerable Rahula.
David : This is a lovely *temple*. Can I take some *photographs*?
Venerable Rahula : Yes, of course.
David : That's wonderful!
Venerable Rahula : Come, I'll show you around the temple.
David : Thank you very much. You are very kind.

(b) Mark right (✓) or wrong (X).

01. David is a visitor. ()
02. David is from Japan. ()
03. He wanted to take some photographs. ()
04. Venerable Rahula showed David around the temple. ()

Common Nouns and Proper Nouns

Read these words.

Common Nouns (names for people, places, things and animals)	Proper Nouns (names for people, places, things and animals)
temple	MangalaViharaya
photograph	Canada
bhikkhu	David
man	Rahula

Activity 2 - Grammar

(a) Read and complete the table.

I am **Venerable Bodhi**. I am a novice *monk* from **Canada**. My *teacher* is **Venerable Vimalo**. He is a German *monk*. My *father* is a *doctor*. My *mother* is a *nurse*. I have a *brother* called **George**. He is an architect. My *sister* is **Anne**. She is a *student*.



Common Nouns	Proper Nouns

(b) Underline the common nouns. Circle the proper nouns.

1. My house is near the Sunday fair.
2. Thamal played with his sister.
3. Sanuga goes to Paramadhamma Pirivena.
4. Please return the books on Friday.
5. My father works at Megha bookshop.
6. Piduruthalagala is the highest mountain in Sri Lanka.
7. Chamath went to India last week.
8. Damhiru and Nethula study in Dharmapala Vidyalaya.
9. My favourite novel is Harry Potter.
10. Malgudi Days is an Indian story.

Activity 3 - Writing

(a) Write the number / numbers in the correct box.

TABLE

A. Introduction (Introduction)	1
B. Chapitre 1 (Chapitre 1)	10
C. Chapitre 2 (Chapitre 2)	20
D. Chapitre 3 (Chapitre 3)	30
E. Chapitre 4 (Chapitre 4)	40
F. Chapitre 5 (Chapitre 5)	50
G. Chapitre 6 (Chapitre 6)	60
H. Chapitre 7 (Chapitre 7)	70
I. Chapitre 8 (Chapitre 8)	80
J. Chapitre 9 (Chapitre 9)	90
K. Chapitre 10 (Chapitre 10)	100
L. Chapitre 11 (Chapitre 11)	110
M. Chapitre 12 (Chapitre 12)	120
N. Chapitre 13 (Chapitre 13)	130
O. Chapitre 14 (Chapitre 14)	140
P. Chapitre 15 (Chapitre 15)	150
Q. Chapitre 16 (Chapitre 16)	160
R. Chapitre 17 (Chapitre 17)	170
S. Chapitre 18 (Chapitre 18)	180
T. Chapitre 19 (Chapitre 19)	190
U. Chapitre 20 (Chapitre 20)	200
V. Chapitre 21 (Chapitre 21)	210
W. Chapitre 22 (Chapitre 22)	220
X. Chapitre 23 (Chapitre 23)	230
Y. Chapitre 24 (Chapitre 24)	240
Z. Chapitre 25 (Chapitre 25)	250
AA. Chapitre 26 (Chapitre 26)	260
AB. Chapitre 27 (Chapitre 27)	270
AC. Chapitre 28 (Chapitre 28)	280
AD. Chapitre 29 (Chapitre 29)	290
AE. Chapitre 30 (Chapitre 30)	300
AF. Chapitre 31 (Chapitre 31)	310
AG. Chapitre 32 (Chapitre 32)	320
AH. Chapitre 33 (Chapitre 33)	330
AI. Chapitre 34 (Chapitre 34)	340
AJ. Chapitre 35 (Chapitre 35)	350
AK. Chapitre 36 (Chapitre 36)	360
AL. Chapitre 37 (Chapitre 37)	370
AM. Chapitre 38 (Chapitre 38)	380
AN. Chapitre 39 (Chapitre 39)	390
AO. Chapitre 40 (Chapitre 40)	400
AP. Chapitre 41 (Chapitre 41)	410
AQ. Chapitre 42 (Chapitre 42)	420
AR. Chapitre 43 (Chapitre 43)	430
AS. Chapitre 44 (Chapitre 44)	440
AT. Chapitre 45 (Chapitre 45)	450
AU. Chapitre 46 (Chapitre 46)	460
AV. Chapitre 47 (Chapitre 47)	470
AW. Chapitre 48 (Chapitre 48)	480
AX. Chapitre 49 (Chapitre 49)	490
AY. Chapitre 50 (Chapitre 50)	500
AZ. Chapitre 51 (Chapitre 51)	510
BA. Chapitre 52 (Chapitre 52)	520
BB. Chapitre 53 (Chapitre 53)	530
BC. Chapitre 54 (Chapitre 54)	540
BD. Chapitre 55 (Chapitre 55)	550
BE. Chapitre 56 (Chapitre 56)	560
BF. Chapitre 57 (Chapitre 57)	570
BG. Chapitre 58 (Chapitre 58)	580
BH. Chapitre 59 (Chapitre 59)	590
BI. Chapitre 60 (Chapitre 60)	600
BJ. Chapitre 61 (Chapitre 61)	610
BK. Chapitre 62 (Chapitre 62)	620
BL. Chapitre 63 (Chapitre 63)	630
BM. Chapitre 64 (Chapitre 64)	640
BN. Chapitre 65 (Chapitre 65)	650
BO. Chapitre 66 (Chapitre 66)	660
BP. Chapitre 67 (Chapitre 67)	670
BQ. Chapitre 68 (Chapitre 68)	680
BR. Chapitre 69 (Chapitre 69)	690
BS. Chapitre 70 (Chapitre 70)	700
BT. Chapitre 71 (Chapitre 71)	710
BU. Chapitre 72 (Chapitre 72)	720
BV. Chapitre 73 (Chapitre 73)	730
BW. Chapitre 74 (Chapitre 74)	740
BY. Chapitre 75 (Chapitre 75)	750
BZ. Chapitre 76 (Chapitre 76)	760
CA. Chapitre 77 (Chapitre 77)	770
CB. Chapitre 78 (Chapitre 78)	780
CC. Chapitre 79 (Chapitre 79)	790
CD. Chapitre 80 (Chapitre 80)	800
CE. Chapitre 81 (Chapitre 81)	810
CF. Chapitre 82 (Chapitre 82)	820
CG. Chapitre 83 (Chapitre 83)	830
CH. Chapitre 84 (Chapitre 84)	840
CI. Chapitre 85 (Chapitre 85)	850
CJ. Chapitre 86 (Chapitre 86)	860
CK. Chapitre 87 (Chapitre 87)	870
CL. Chapitre 88 (Chapitre 88)	880
CM. Chapitre 89 (Chapitre 89)	890
CN. Chapitre 90 (Chapitre 90)	900
CO. Chapitre 91 (Chapitre 91)	910
CP. Chapitre 92 (Chapitre 92)	920
CQ. Chapitre 93 (Chapitre 93)	930
CR. Chapitre 94 (Chapitre 94)	940
CS. Chapitre 95 (Chapitre 95)	950
CT. Chapitre 96 (Chapitre 96)	960
CU. Chapitre 97 (Chapitre 97)	970
CV. Chapitre 98 (Chapitre 98)	980
CW. Chapitre 99 (Chapitre 99)	990
CX. Chapitre 100 (Chapitre 100)	1000

(1)



(2)




(3)

Table des matières

Introduction	1
Chapitre 1	10
Chapitre 2	20
Chapitre 3	30
Chapitre 4	40
Chapitre 5	50
Chapitre 6	60
Chapitre 7	70
Chapitre 8	80
Chapitre 9	90
Chapitre 10	100
Chapitre 11	110
Chapitre 12	120
Chapitre 13	130
Chapitre 14	140
Chapitre 15	150
Chapitre 16	160
Chapitre 17	170
Chapitre 18	180
Chapitre 19	190
Chapitre 20	200
Chapitre 21	210
Chapitre 22	220
Chapitre 23	230
Chapitre 24	240
Chapitre 25	250
Chapitre 26	260
Chapitre 27	270
Chapitre 28	280
Chapitre 29	290
Chapitre 30	300
Chapitre 31	310
Chapitre 32	320
Chapitre 33	330
Chapitre 34	340
Chapitre 35	350
Chapitre 36	360
Chapitre 37	370
Chapitre 38	380
Chapitre 39	390
Chapitre 40	400
Chapitre 41	410
Chapitre 42	420
Chapitre 43	430
Chapitre 44	440
Chapitre 45	450
Chapitre 46	460
Chapitre 47	470
Chapitre 48	480
Chapitre 49	490
Chapitre 50	500
Chapitre 51	510
Chapitre 52	520
Chapitre 53	530
Chapitre 54	540
Chapitre 55	550
Chapitre 56	560
Chapitre 57	570
Chapitre 58	580
Chapitre 59	590
Chapitre 60	600
Chapitre 61	610
Chapitre 62	620
Chapitre 63	630
Chapitre 64	640
Chapitre 65	650
Chapitre 66	660
Chapitre 67	670
Chapitre 68	680
Chapitre 69	690
Chapitre 70	700
Chapitre 71	710
Chapitre 72	720
Chapitre 73	730
Chapitre 74	740
Chapitre 75	750
Chapitre 76	760
Chapitre 77	770
Chapitre 78	780
Chapitre 79	790
Chapitre 80	800
Chapitre 81	810
Chapitre 82	820
Chapitre 83	830
Chapitre 84	840
Chapitre 85	850
Chapitre 86	860
Chapitre 87	870
Chapitre 88	880
Chapitre 89	890
Chapitre 90	900
Chapitre 91	910
Chapitre 92	920
Chapitre 93	930
Chapitre 94	940
Chapitre 95	950
Chapitre 96	960
Chapitre 97	970
Chapitre 98	980
Chapitre 99	990
Chapitre 100	1000

(4)



(5)



(6)



Cover page



Content page



Back page

(b) Read and match.

Title	Rs. 100.00
Author	50
Publisher	Rossa Stevens
Pages	Double Publisher
Price	The Great King

(c) Draw the front cover of a story book that you like.



Activity 4 - Reading

Read this speech.

My dear teachers and friends,

My Name is Sanuga. Today, I am going to talk to you about my family. I have five members in my family. My **father** is Prasad Fernando. **He** is an engineer and my **mother** is Nisha Fernando. **She** is a housewife. I have a little **brother**. He is just one year old. His name is Keshan and I call him Keshu. My **sister** is Damithi. My **grandmother** and **grandfather** too live with us. Every evening, my **uncle** and **aunt** visit us to see our grandparents. We all sit together and enjoy dinner. I love my family. Thank you.

This is Sanuga's family photo.



Words for males

father
uncle
brother
grandfather

Words for females

mother
aunt
sister
grandmother

We use masculine nouns for males and feminine nouns for females.

Activity 5 - Grammar

(a) Read these nouns and fill in the chart.

cow / son / king / boy / daughter / queen / Bhikkhu / rooster /
steward / nun / girl / fox / hen / Bhikkhuni / stewardess / monk /
bull / vixen

Male/ masculine	Female/ feminine
Bhikkhu	Bhikkhuni

(b) Change the words in bold from feminine to masculine.

1. The **girl** looks very much like **her** mother.
2. The **daughter** gave a present to **her** aunt.
3. The **nun** is talking to my **grandmother**.
4. My **sister** is a **stewardess**.
5. The **cow** chased the **vixen**.
6. The **actress** played the role of a **queen**.

Listen and practise.



I **went** to the animal fair.
All the birds and the beasts **were** there.
The big baboon by the light of the moon
was combing his auburn hair.
You should have seen the monkey!
He **sat** on the elephant's trunk.
The elephant **sneezed** and **fell** on his knees.
And what **became** of the monkey?
Monkey monkey monkey.

Read these words.

Now	Then
go	went
are	were
is	was
sit	sat
sneeze	sneezed
fall	fell
become	became

We use simple past to talk about actions that we have already finished in the past.

For regular verbs, add **-ed** to the verb (or just **-d** if the root form ends with an e):

play	→	played
type	→	typed
listen	→	listened
push	→	pushed

Some don't change:

put → put

cut	→	cut
set	→	set
cost	→	cost
hit	→	hit

For other irregular verbs, the words change :

see	→	saw
build	→	built
go	→	went
write	→	wrote

Activity 6 - Grammar

(a) Read and underline the past tense verb.

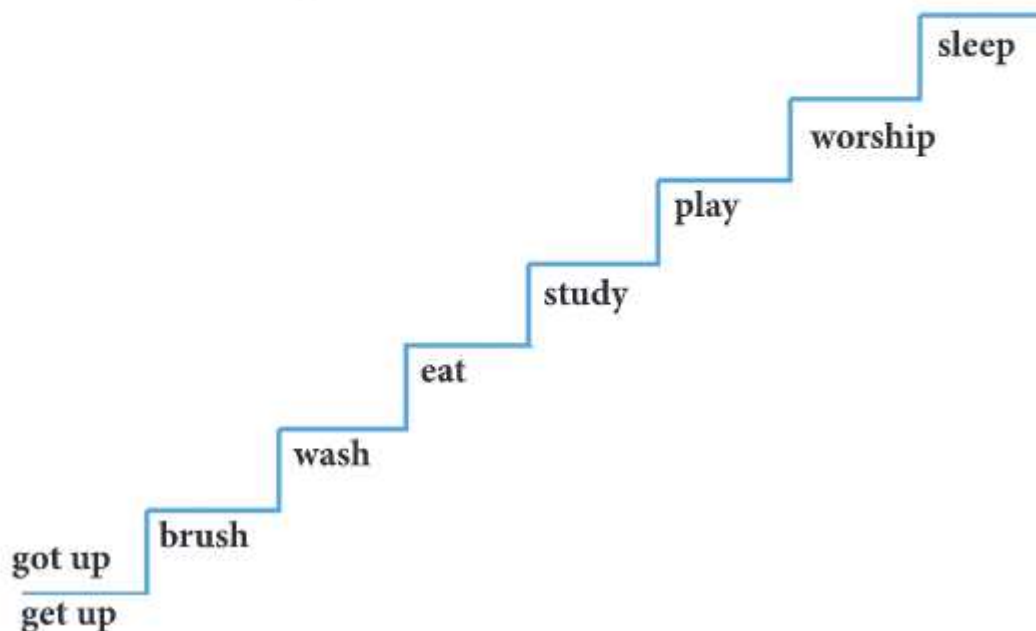
- i. I went to the temple.
- ii. My brother wrote a poem.
- iii. The teacher marked my book.
- iv. My pet cat drank milk.
- v. Venerable Nanda cleaned his room.
- vi. Mevan saw a rabbit.
- vii. Appu Seeya cut the fruit.
- viii. The cat caught a rat.
- ix. Mother washed the pots.
- x. Jaliya gave me a pen.

(b) Fill in the blanks with the correct past tense form of the verb given in the brackets.

1. I a strange dream last night. (have / had / has)
2. The students the main hall. (painted / paint/ painting)
3. The young man his friend. (help/ helped/ helping)
4. I a poem. (written/ write/ wrote)
5. The monk gently to the child. (spoke / speak / speaking)
6. Bhathiyaa speech. (make / making / made)
7. The birds a nest in a tree. (build / built / building)
8. The boat on the sea. (sail / sailing / sailed)
9. Farmers the paddy. (cutting / cut / cutted)
10. The boy to the office. (go / went / going)

Activity 7

Write the verbs in the past tense.



Activity 8

Complete the table using the given words.

India	Kandy	Dutugemunu	Abayagiriya	Lankatilaka	Colombo
Kosgama	Kelani	Ruwanweliseya	Kawantissa	Sanuga	Canada
Suneth	Japan	Panduwasudewa	Somawathiya	Kalu	Ragama
Fazal	Walawe	Mahaweli	Valagamba	Nimal	China
France	Kapila	Situlpawwa	Nile	Vijayabahu	New York

Countries	Boys	Kings	Temples	Rivers	Cities /Villages
India	Fazal	Valagamba	Abayagiriya	Mahaweli	Colombo

Read aloud.

Similar Words

sad

sorrowful



glad

happy



large

big



small

little



cold

chilly



warm

hot



old

ancient



new

modern



beautiful

nice



stupa

pagoda



Activity 9

Rewrite these with similar words.

1. The weather is cold in Nuwara Eliya.
2. It is an old temple .
3. we must use new technology.
4. The elephant is a large animal.
5. It's very warm. Please, switch on the fan.

Activity 10 - Pronunciation

Read and practise.



dog



mud



kid



yak



zip



wiz



gas



pig



lip



owl



net



tin



cot



magic



yam





wig



top



pot

Activity 11

Fill and read aloud.

d	__en	be__
k	__id	as__
z	__oo	fe__
g	__ap	lo__
l	__ad	pa__
n	__ap	pa__
c	__at	ar__
y	__es	
w	__ay	

May and Must

Study these



The rose bud **may** bloom today.



Sahan **may** get late today.

- (1) May I come in?
- (2) May I say something now?
- (3) May I ask one question?

**We use 'may' to talk about possibly
and to get permission.**

Activity 12 - Grammar

Match the pictures with sentences.

- 1. The tortoise may win the race.
- 2. It may rain.
- 3. The boy may hurt himself.
- 4. The little boy may wake up.



1



2



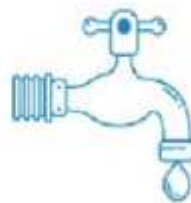
3



4

Read these sentences.

We must save water.



We must not talk inside the library.



You must go to school on time.



Passengers must wear seat belts.



We can use 'must' to talk about rules.

Activity 13

What are the rules in your pirivena? Mark "√" or "X".

1. We must not be late to pirivena. ()
2. We must wear our uniforms to pirivena. ()
3. We must not shout in the library. ()
4. Everyone must wash hands before meals. ()
5. We must listen to our teachers. ()
6. We mustn't use our mobile phones inside the class. ()
7. We must run in the corridors. ()
8. We must not forget their books. ()
9. We must do our homework. ()
10. We must obey our teachers. ()

Great Personalities 8

Activity 1

(a) Act Out

Shopkeeper : Good evening, sir!

Mr. Gamage : Good evening! I want some fruits for
my *children*.

Shopkeeper : What do you want, sir? There are many fresh fruits.

Mr. Gamage : Two *mangoes*, two *peaches* and some grapes.

Shopkeeper : What about vegetables sir?

Mr. Gamage : Give me 250 grams of *tomatoes* and 500 grams of *potatoes*.

Shopkeeper : Anything else, sir?

Mr. Gamage : I think that's all. How much?

Shopkeeper : Just a moment sir., it's Rs. 525.

Mr. Gamage : OK, here you are.

Shopkeeper : Thank you and come again sir.



peaches

(b) Underline the correct answer.

01. The shopkeeper said,

(a) Good morning!

(b) Good evening!

02. Mr. Gamage bought fruits for

- (a) his office friends.
- (b) his children.

03. He bought

- (a) mangoes and peaches.
- (b) apples and bananas.

Learning Point

Read the following words.

mangoes, peaches, tomatoes, potatoes

They are the plural forms of *mango*, *peach*, *tomato* and *potato*.

We can make plurals by adding – es to nouns ending in:

➤ 'ch' → peach	+	es	→	peaches
➤ 'o' → mango	+	es	→	mangoes
➤ 's' → bus	+	es	→	buses
➤ 'sh' → dish	+	es	→	dishes
➤ 'x' → box	+	es	→	boxes
➤ 'z' → buzz	+	es	→	buzzes

Some words have different plural forms. They are the irregular plural nouns.

Irregular Plurals

Singular	Plural
man	men
woman	women
child	children
tooth	teeth
foot	feet
mouse	mice

Activity 2 - Grammar

(a) Complete the table.

Singular	Plural
boy	
fox	
class	
brush	
bench	
mango	
hero	
bush	
beach	
buzz	

Activity 3

Change the underlined words into plural and rewrite the sentences.

e.g. A salesman went to the shop in the evening.

Salesmen went to the shops in the evening.

Singular	↻	Plural
a boy	↻	boys
<u>the boy</u>	↻	<u>the boys</u>
an ant	↻	ants
<u>the ant</u>	↻	<u>the ants</u>
a man	↻	men
<u>the man</u>	↻	<u>the men</u>

1). The child went to assembly in the morning.

.....

2). The man fixed the roof of the shrine room.

.....

3). A woman observed sil on Poya day.

.....

4). The grandchild helped the grandmother.

.....

5). My father brought a mango.

.....

6). A cat ran after a mouse.

.....

7). A woman washed the dish.

.....

8). Tell us a tale of a hero.

.....

Activity 4 - Reading

(a) Read aloud.

Madduma Bandara

1st paragraph

Madduma Bandara is a national hero in Sri Lanka. He was born in Kandy. His father was Ehelepola Maha Adhikaram. His mother was Ehelepola Kumarihamy.

2nd paragraph

this boy lived in the last sri lankan kingdom, senkadagala. sri vickrama rajasingha was the king at that time. he was a cruel king. madduma bandara's father, ehelepola mahaadhikaram went against the king. so one day king brought the whole family to the palace. but, his father ehelepola nilame was not there.

3rd paragraph

The king ordered the royal executioner to kill Madduma Bandara's elder brother Loku Bandara. He got scared and tried to run away.

4th paragraph

Then Madduma Bandara told his brother ***"Dear brother! Don't be afraid. I'll show you how to die."*** Next the little boy bravely asked the executioner to kill him. He faced his death fearlessly. This happened on the 17th May 1814. This heroic activity made him a national hero.

5th paragraph

There is a statue of this brave boy in front of the **Temple of the Tooth in Kandy** (Sri Dalada Maligawa).



(b) Rewrite the second paragraph using uppercase letters correctly.

.....

.....

.....

.....

.....

.....

.....

.....

.....

.....

.....

Activity 5

(a) Read the paragraph.

The Temple of the Tooth is in Kandy. The sacred tooth relic of the Buddha is placed in this temple. There is a lake near this temple. It is a world heritage site.



(b) Complete the paragraph.



Kavantissa / Hambanthota / Wewa	Tissa
------------------------------------	-------

Thissamaharama temple is in the
district. The Buddha and 500 Arahats meditated here for some
time. King designed this place. The
lake is near this temple. The great **king**
Dutugemunu was born in this area.

(c) Write a short paragraph and present it to the class.

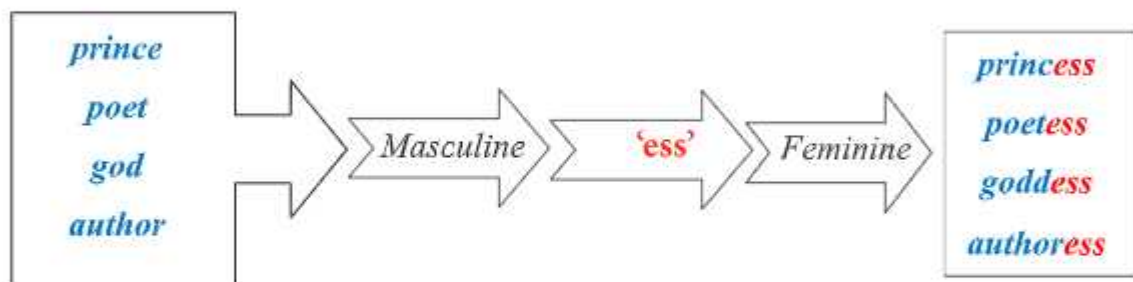


Dambulla cave temple / Matale district / lot of paintings and statues / King Valagamba / world heritage site

Activity 6

(a) Read this story.

Once there lived a *princess* who wished to be a *poetess*. A *goddess* knew this and sent an *authoress* to teach her. She learnt to write well and wrote as many poems as she could.



(b) Find and match.

Masculine	Feminine
author	hostess
count	lioness
host	actress
lion	authoress
actor	countess
emperor	tigress
tiger	waitress
master	empress
waiter	mistress

(c) Now, make ten simple sentences.

Activity 7

Underline the correct word.

Madduma Bandara (is, was)
a national hero in Sri Lanka. He
..... (is, was) born (in,
on) Kandy. His father (is,
was) Ehelepola Maha Adhikaram.
His mother (is, was)
Ehelepola Kumarihamy. He had one
brother. His brother (is, was)
Loku Bandara. He died (in,
on) 17th May 1814.


on → on Monday
→ on 17th
→ on 17th May 1814
in → in 1818
→ in May

Activity 8

Write about one of these persons.



Name : Martin Wickramasinghe
Born : 29th May 1890
Koggala
Galle district
Wife : K. B. Prema De Silva
Children : six
Famous as : a writer / an author
Died : 1976 July 23, Colombo



Name : C. W. W. Kannangara
Born : 13th October 1884
Hikkaduwa
Galle district
Wife : Edith Kannangara
Children : two
Famous as : a lawyer / Minister of
Education
father of free education
Died : 23 September 1969, Colombo

.....

.....

.....

.....

.....

.....

.....

.....

.....

.....

Activity 9

(a) Copy the addresses into the boxes.

Venerable sumedha, Nandana Pirivena, Matale.
--

K.G. Sunumal, 49/2, Nandana Pirivena, Matale.
--

--

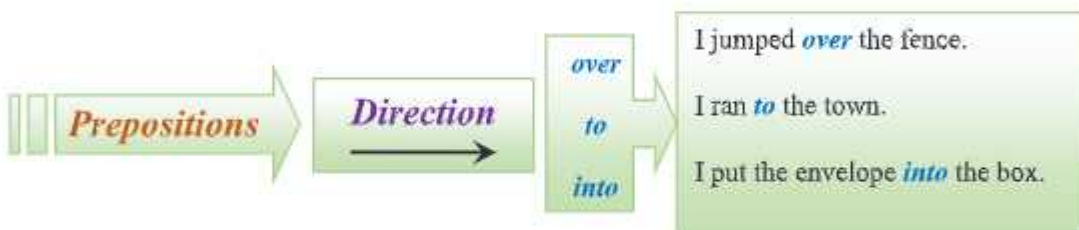
--

(b) Write your name and address on the envelope given.

--

Activity 10

(a) Read and practise.



(b) Underline the preposition.

- 1) Venerable Narada is in the class.
- 2) Pigeons are on the roof.
- 3) I sat near the Na tree.
- 4) The rat hid behind the cupboard.
- 5) Our puppy jumped over the bench.
- 6) I went to the shrine room.
- 7) The dog ran into the kennel.

(c) Make a sentence with each of the following.

in
on
near
behind
over
to
into

Activity 11

(a) Recite the Pali stanza.

Gāme vā yadi vāraṇṇe
ninne vā yadi vā thale
yatthā ārahanto viharanti
taṃ bhūmiramaneyyakaṃ.

In a village or in a forest,
in a valley or on a hill,
wherever Arahats dwell,
that place is delightful.

- *Dhammapada* -

(b) Copy the stanza and its meaning.

.....

.....

.....

.....

.....

.....

.....

.....

(c) Explain the meaning of the stanza to the class.

